

Research Article

Seasonal Variation in Water Physical and Chemical Parameters of Gilgit River: A Perspective Study for Organic Agriculture

Ulfat Siraj¹, Ebtehal Ahmed Shaban^{2,3,4*}, Abid Hussain^{2,3} and Mudassir Iqbal¹

¹Department of Chemistry, Karakoram International University, University Road, Gilgit-15100, Pakistan

²Beijing Key Laboratory of Ionic Liquids Clean Process, State Key Laboratory of Multiphase Complex System, Institute of Process Engineering Chinese Academy of Sciences, Beijing 100190, PR China

³University of Chinese Academy of Sciences, Beijing 100049, PR China

⁴Chemistry Department, Faculty of Science, Menoufia University, Shebin El-Kom 35512, Egypt

*Corresponding author: Ebtehal Ahmed Shaban, Beijing Key Laboratory of Ionic Liquids Clean Process, State Key Laboratory of Multiphase Complex System, Institute of Process Engineering Chinese Academy of Sciences, Beijing 100190, PR China

Received: June 10, 2022; Accepted: July 14, 2022;

Published: July 21, 2022

Abstract

The most important extrinsic demonstrate the present study was to evaluate the seasonal fluctuation in physico-chemical limitation of watercourse. The physico-chemical parameters on the subject of Gilgit-River was studied from July 2019 to March 2020. Four different samples were collected throughout the year at the same location. The parameters like; pH, Temperature, Alkalinity, Electrical Conductivity, Dissolve Oxygen, Total dissolve solids, Calcium-hardness and Total-hardness were determined in the research Lab (SEED LAB) of Karakoram International University. These results were paralleled by means of standards of WHO. From the results the situation was found that most of parameters like pH, Temperature, EC, TDS, and Total-hardness are within the permissible limit of WHO and ICMR while Alkalinity, Ca-hardness and Dissolve oxygen values are not now the acceptable limits specified by WHO and EPA. These result shown the logical calculations of correlation coefficient between the seasonal physico-chemical parameters of water.

Keywords: Gilgit-River; Water Pollution; River Water Quality; Physico-Chemical Characteristics; Temperature; pH; Alkalinity; EC; TDS; Ca-Harness; Total Hardness; DO; Correlation

Introduction

All living organisms need water for survival, as Allah almighty says in the beneficent Quran “And, We build from water every living thing” (Surah Al-Anbiya:21:30). Water and air are the most important natural sources on earth [1]. It is necessary for the growth and maintenance of human body and regulation of many life activities. During its mobility water carries solid suspended particles and dissolves impurities. It becomes impure and unsafe for human health due to presence of heavy metals and imbalanced minerals. Metal contamination is due to climatic deposition, weathering or release of agricultural, peopled or construction runoff. 66% of drinking water in Pakistan is achieved through pipe and hand pumps. According to GWSSAR 30% of disease is waterborne and 40% of people die due to inaccessibility of clean and safe water [2].

The main component of human body is water that estimated to be 60% of adult body weight. The water produce by metabolism or indigestion of food is enough to fulfill our body needs. So we have to pay attention of our drinking water regularly. Water is important constituent of cell, tissue and organs [3-4]. Water has various characters in the human body. It acts as building material; as a solvent, Reaction intermediate, or as a transporter for nutrients and excess product in thermoregulation, and as a lubricant and shock absorber [5].

Many water resources are unhealthy because of harmful physical,

chemical and biological agents. At least 2.5 billion peoples in developing countries have poor hygienic water system and over 780 million people have no right to use benign drinking water. As a result across the world about 2.3 billion people suffering from water related disease [6]. Due to occurrence of high concentration of chemicals or its poor quantity in water may cause different disease like goiter and Cancer etc. [7]. Due to lack of cleanliness and better sewage treatment, improper processing and use of extremely dirty water many gastrointestinal illnesses are in common. Dental fluorosis is cause by little or high level of fluoride ions concentration in water. Goiter is mainly due to low concentration of iodine in human [9]. There would be 200 million estimated cases of diarrhea and 2.1 million death cause by diarrheal complaint each year if everyone had pure drinking water and satisfactory hygiene service [10]. Different acute and chronic health issue may cause because of toxic inorganic chemicals in water such as vomiting, nausea, dizziness, lungs irritation, skin rash and sometime death.. Cancer, birth faults, organ destruction and some disorders of nervous system and immune system have been reported as chronic effect [11]. According to WHO in total, there is 1400 million billion liters of waters. But most of this water is not used for consumption because 97% of it is sea water on only 3% is fresh water. Our of which 2% is moved in the polar icecaps and glaciers, only 1% water is accessible for drinking purpose, whereas major water goes for irrigation than to drinking and all other use. At the present situation, only 80% of the population in case of urban areas and only 11% in

case of rural areas have access to the piped water [12].

Besides the need of water is not only limited use for drinking purpose but also play an important role in different area of economy such as cultivation, livestock production, forestry, industrial activities, hydropower generation, fisheries and other creative activities. Due to some significant aspects like increasing population, industrial development, urbanization etc, the viability and quality of water either surface or ground, have been disintegrate. Many of the fresh water sources are polluted by use of insecticides in agricultural fields and other anthropogenic activities that completely change the physical, chemical, and biological process related to water resources [13]. By using physical, chemical and biological parameters water quality of any definite area or definite source can be measured. Is the values of these parameters become more than definite limits, is considered harmful for human health [14].

The best gifts given by nature to all living creature is "WATER". Water is mandatory in favor of human body grown and maintenance as well as for various biological actions [17]. Water interpret as a key function intended for continued existence of all living genre that are existing on the earth besides it works such as a universal solvent [18]. Water among with a shrinking than 1% dissolved saline absorption is recognized as fresh water. Two types of fresh water sources are there, that is earth water as well as surface water. "Earth water" holds underground aquifer so as to acquire on the way to float up throughout springs, yawning wells and artesian well while in "surface water", water firmed as rainwater with snow excess furthermore land leakage, collected within resources, lakes and rivers. Clean water is inadequate source oppressed in every part of feasible ways [19].

In order to gratify household as well as unpretentious gardening and manufacturing requirement there is at least one hundred and twenty five cubic meter in keeping with man or woman per year is consumed [20]. Other purposes of human water use are salable consumption, for strength plant cooling and electric powered era. These demands depend to come cross the water requirement in the region of technological field and host of the other characteristics [21]. For different purposes different sectors of the world exploit water for ingestion, removing, reducing wastes, producing synthetic items, developing foodstuffs by means of energy. Water required for each activities fluctuate with weather conditions, existence fashion, subculture, traditions, food regiment, technology and wealth and so on [22]. Water activity motivates the rate of fatty acid decomposition, deficiency of vitamins, enzymatic reactions in addition to protein distortion [23]. Importance of water in addition to its dominance for several traditions or way of life has promoted a progress about ascertains water as per human right also construct governmental responsibilities to make available for citizens using adequate water assets [24].

The quality of water is firmed by means of a variety of physico-chemical factors. The examination in excellence water is one and only the large imperative feature in floor water studies. Purpose of physico-chemical diagnosis about water remains crucial for evaluating the appropriateness related to water for assorted purposes as conjugal, irrigation and drinking. The earth water eminence may also fluctuate with seasonal modifications and exists mainly command through the settlement and degree of suspend solids [25]. tors, while they may have an effect on its superiority either directly or indirectly

[35]. Fabric industries are one of the prevalent addict and polluter's follow-on during elevated water waste production [26,27]. It has been projected to facilitate the shortage of uncontaminated drinking water in addition to sanitation use, leads to a lot of hundreds of millions of incidence of diseases interconnected to water also involving five and ten million deaths yearly, mostly the little kids [28,29].

In order to reduce the figure of diseases also put together certain safe and sound delivery of drinking water, it must be liberated from every sort of pollution whether microbial or physic-chemical. World Health Organization has proposed average guiding principle in favor of drinking water superiority and if the nature of water are contained by the permeable confines, water is regarded as clean [30].

Methodology

About the Study Area

The study area is to be found at elevated altitude in the Himalay-Karakoram-Hindukush area. It emanate from Shandoor Lake. The lake is protected in HKH hilly assortment [31]. Gilgit settlement is located at the union of Gilgit & Hunza River. It lies between 35'46'05 to 36'51'16 North Latitude and 72'25'02 to 74'19'25 East longitude [32]. The southern branch of Gilgit catchment holds highest quantity of rainwater of about 1,000 mm/year despite the fact that the quantity of rainwater in tillage areas is not as much of 500 mm/year. The highest temperature now elevated height valleys placed Gilgit drainage is 10-15C privileged yetthose placed at Astore, Ganche, Skardu and Hunza-Nagar (Hashmi A, 2003). In the catchment, there are 923 entire glaciers in count along with the area of 858.168Km2 [33]. Temperature at HKH area has ardent by just about 1.5C that is nearly two times associated to other parts of Pakistan (0.76C) [34]. After 2010 sudden increase were observed in yearly maximum and

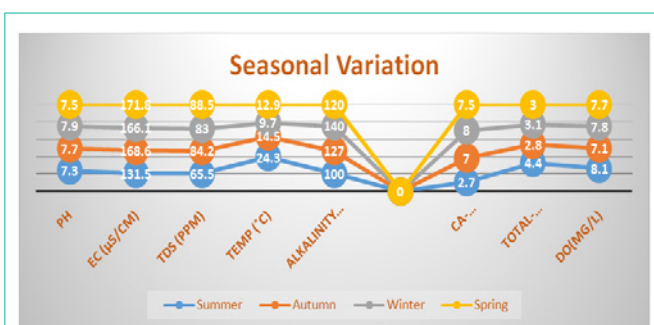


Figure 1:

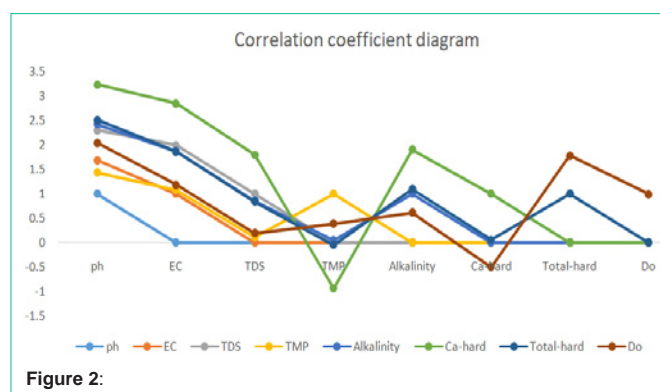


Figure 2:

Table 1: Methods used to estimate physico-chemical Parameters along with average values, WHO & EPA standards.

Sr.No	Physical Parameters	Methods/Instrument	Range	WHO	EPA	Permissible limit	Non-Permissible limit
1	pH	pH-meter	7.3-7.9	6.5-8.5	6.5-9.5	Permissible	
2	EC	EC/TDS Temperature meter	131.5-171.8	750	2500	Permissible	
3	TDS	EC/TDS Temperature meter	65.5-88.5	259-500	500	Permissible	
4	Temperature	EC/TDS Temperature meter	9.7-24.3	30-32	-	Permissible	
5	Alkalinity	PC-MULTIDIRECT	100-140	100	-		Non-Permissible
6	Calcium-hardness	PC-MULTIDIRECT	48.33-143.2	100	-		Non-Permissible
7	Total-hardness	PC-MULTIDIRECT	50.12-78.76	300	<200	Permissible	
8	DO	DO meter	7.1-8.1	5.0-7.5	-		Non-permissible

Table 2: Seasonal Values of parameters along with range, mean value and standard deviation value.

Parameters	Summer	Autumn	Winter	Spring	Range	Mean value	SD
pH	7.3	7.7	7.9	7.5	7.3-7.9	7.6	0.25819889
EC	131.5	168.6	166.1	171.8	131.5-171.8	151.65	18.81187568
TDS	65.5	84.2	83.0	88.5	65.5-88.5	77	10.14527805
Temperature	24.3	14.5	9.7	12.9	9.7-24.3	17	6.291528696
Alkalinity	100	127	140	120	100-140	120	16.70079838
Ca-hardness	2.7	7.0	8.0	7.5	2.7-8.0	5.35	2.434474618
Total-hardness	4.4	2.8	3.1	3.0	2.8-4.4	3.6	0.727438428
DO	8.1	7.1	7.8	7.7	7.1-8.1	7.6	0.419324854

Table 3: Correlation Coefficient of physico-chemical parameters of river water.

	ph	EC	TDS	TMP	Alkalinity	Ca-hard	Total-hard	Do
ph	1							
EC	0.690383	1						
TDS	0.614774	0.99394059	1					
TMP	-0.86593	-0.9174623	-0.8914964	1				
Alkalinity	0.981727	0.80178667	0.74248386	-0.9452109	1			
Ca-hard	0.816657	0.96913118	0.94980667	-0.9871664	0.90921754	1		
Total-hard	-0.72763	-0.9831088	-0.9622592	0.88382464	-0.8142092	-0.9430071	1	
Do	-0.46181	-0.6761079	-0.6370901	0.44538038	-0.4771724	-0.5518354	0.78953203	1

minimum temperature. This was owing to climate crises in Gilgit, Pakistan [15].

Sampling Approach

Sample area is the Gilgit River and the site from where sample is collected is the junction Point of Gilgit River and Hunza River called Indus River. Water sample is collected from main Gilgit or Indus River at 1 site throughout the year (or 4 seasons). Total Four samples were collected in 1 ½ liter washed cold drink (Pepsi) bottles from Gilgit River during 2019-2020. All four sample were carried to KIU Water Lab for advance study.

Physico-Chemical Properties of Water

The quality of water is firm by means of a variety of physico-chemical factors, while they may have an effect on its superiority either directly or indirectly [35]. The entire existing organisms boast bearable confines of water quality parameters during which they execute optimally. An acute descend on increase inside these point of accumulation comprise unpleasant results on their body parts

[36,37]. The parameters are temperature, pH, alkalinity, TDS, EC, DO, calcium hardness and total hardness.

Outcomes and Discussion

Seasonal variant in Physico-chemical Parameters of Gilgit-River.

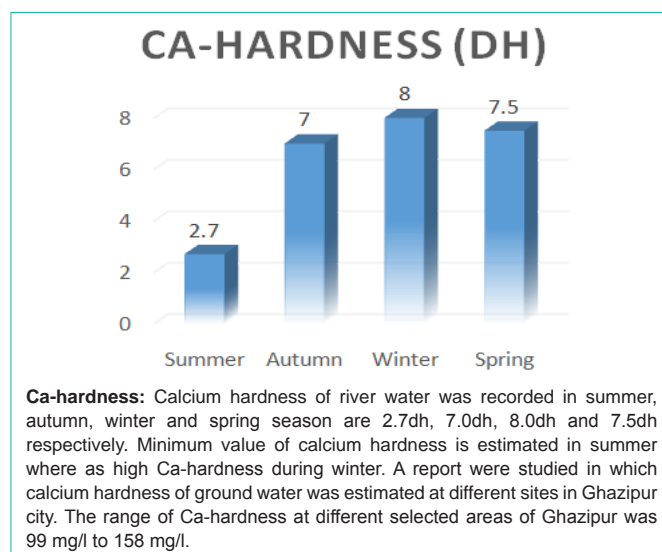

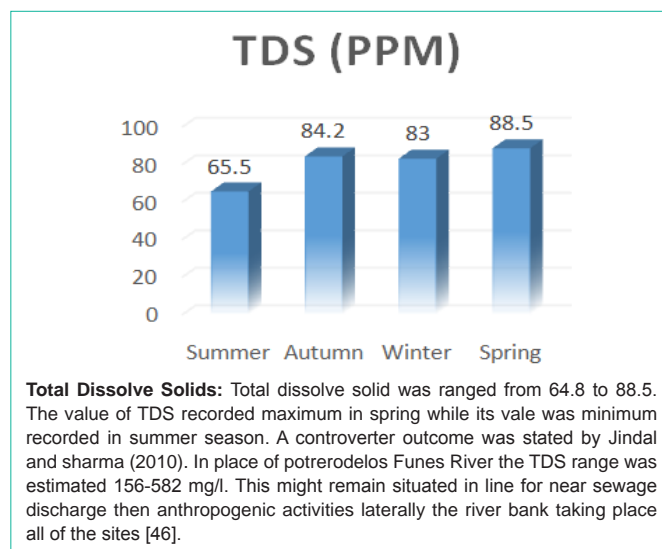
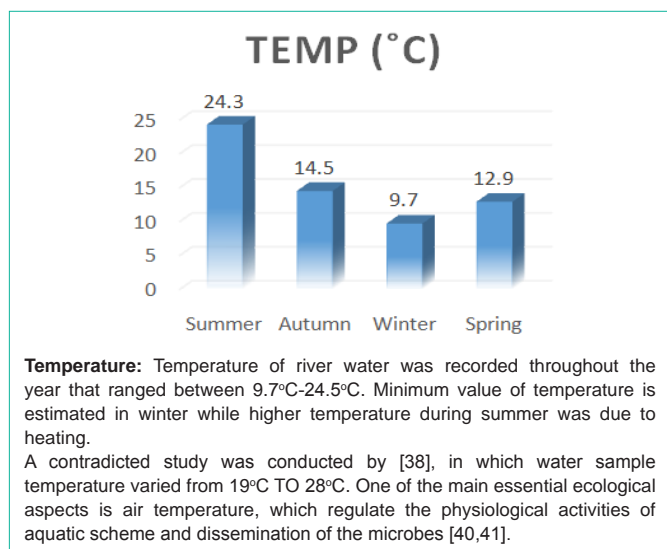
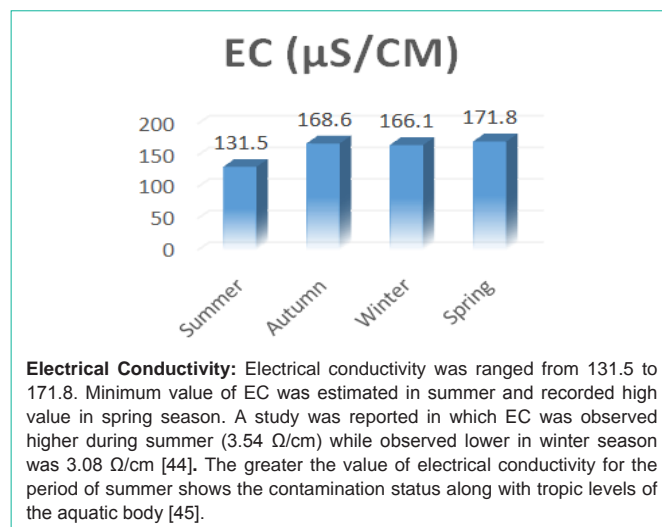
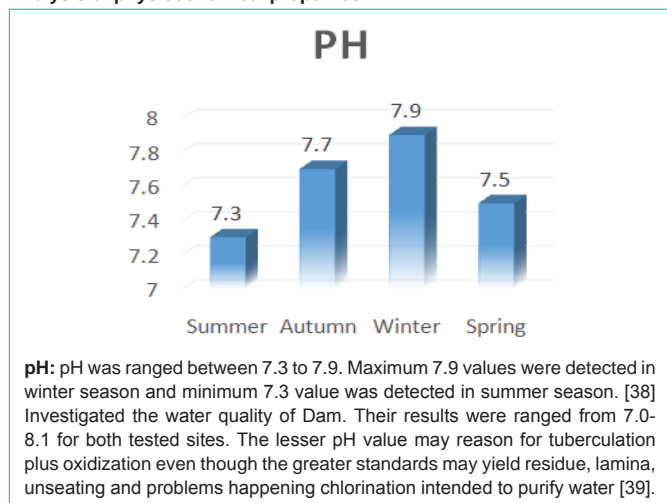
Correlation

Correlation is the way to assess the gradation of relationship held among two or more variables. The correlation standards of physico-chemical parameters on the subject of water not only support to evaluate the inclusive water feature however also computes the comparative deliberation of several contaminants in water [16].

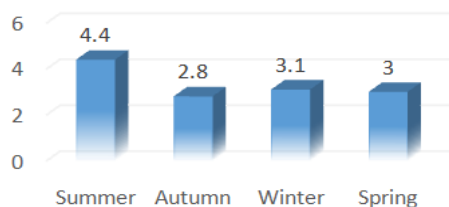
Conclusion

Water and life are the two face of a similar coin. In view of the fact that water sustains all the purposes of life. The water quality is a fundamental apprehension for human being as, it instantly connected by means of human health and ecological defense and is very important designed for determination of water utility. The

Analysis of physicochemical properties:

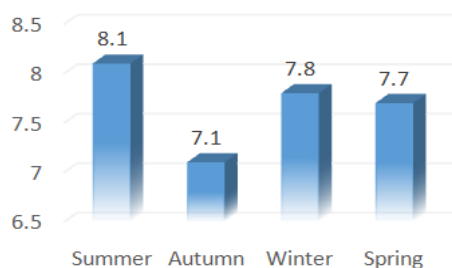


TOTAL-HARDNESS (DH)



Total-hardness: Total hardness was oscillated between 2.8dh to 4.4dh whereas maximum value 4.4dh in summer season while minimum value 2.8dh was observed in autumn season. A contradicted report were studied where the entire hardness of all the accumulated water specimen of Deoli Bhorus obstruction become determined with inside the variety of 110.75 mg/l to 120.91 mg/l [38]. The value of hardness of water becomes high due to dehydration during summer then insertion of calcium as well as magnesium salts by means of vegetation and subsistence organisms [47].

DO(MG/L)



Dissolve Oxygen: Dissolved oxygen was fluctuated from 7.1 to 8.1 whereas the maximum rate was sensed in summer period while minimum value was verified in autumn period. [48] Examined the tributary water quality of Narmada, Madhya Pradesh, India. The results of DO were fluctuated as of 2.4 to 7.8 mg/l such as all situations (S_1 - S_6). The low concentration of DO was due to unwanted liberations, which is excessive in natural constituent and nutrient contiguous to the river area also owing to rise bacteriological activities materialize at some stage in degradation of the carbon-based substance [49].

studies of physico-chemical individuality of water offer a significant approaching keen on the water quality here in the river. The escalating deliberation of assorted chemicals originating as of the industries and their subsequent liberated to their surrounding and the household water liberated into the drains lifted a large extend furthermore magnifying public apprehension over their unfavorable issues on human health and surroundings. Estimation of water quality is an important feature intended for assessment of contamination levels. The results since the current research evidently pointed out that the water are polluted despite the fact that they restrain high levels of waste product of industries, hospitals and drainage system. Further, the studies of DO and Ca-hardness values are not acceptable limits specified by WHO & EPA and between the parameters there is no strong correlation.

References

- Lang F, Waldeger S. Regulating cell volume. *Am. Scientist.* 1997; 85: 456-463.

- Ali S, Hussain A, Hussain A, Ali A, Awan MS. Drinking water quality assessment in some selected villages of Nager valley Gilgit Baltistan Pakistan. *Journal of chemical, biological and physical science.* 2013; 3: 1567-1574.
- E jequier and F Constant. Water as essential nutrient, the physical basic of hydration. *European journal of clinical nutrition.* 2010; 64: 115-123.
- Balbus JM, Lang ME. Is the water safe for my baby?. *Pediatric clinics of North America.* 2001; 48: 1129-1152.
- Jéquier E. Constant F. Water as an essential nutrient: the physiological basis of hydration. *European Journal of Clinical Nutrition.* 2010; 64: 115-123.
- Azizullah MNK, Khattak P, Richter, DP Hader. Water pollution in Pakistan and its impact on public health—A review. *Environment International.* 2011; 37: 479-497.
- Opinya GN, Pameijer LH, Gron P. Analysis of Kenyan drinking water. *East Afr Med J.* 1987; 21:194-201.
- Waqar SN, Hussain H, Khan R, Khawaja A, Majid H, Malik S. et al. Intestinal parasitic infections in the pediatric population of two high land communities from northern Pakistan (abstract). *Proc Pakistan Cong Zool.* 1999; 20: 125-6.
- Sim TS, Dutka BJ. Coliphage counts: are they necessary to maintain drinking-water safety?. *MIRCEN journal of applied microbiology and biotechnology.* 1987; 3: 223-226.
- Ojo O A, SB Bakare, AO Babatunde. Microbial and Chemical Analysis of Potable Water In Public – Water Supply Within Lagos University, Ojo. *African Journal of Infectious Diseases.* 2007; 1: 30–35.
- Ali S, Rubina, Hussain S. Assessment of Freshwater Springs, Associated Diseases and Indigenous Perception in Ghizer, Gilgit-Baltistan, Pakistan. *Pakistan Journal of Medical Sciences.* 2018; 34: 121–124.
- Mohammad D, Khan MA, Mahmood A. Analysis of Physicochemical Drinking Water Quality Parameters of Ziarat Valley. *J Appl Emerg Sci.* 2016; 6: 69-73.
- Abbas Q, Khan S, Khatoon, Hussain S, Hussain A, et al. Floristic biodiversity and traditional uses of medicinal plant of haramosh valley central karakoram park of Gilgit Baltistan, Pakistan. *J Bio and Fnv Sci.* 2014; 5: 75-86.
- Ali A, Hussain K, Hussain J, Hussain N. Association analysis of Water supply network at Ghanish valley Nagar Gilgit-Baltistan. *Pakistan Journal of Environment Sciences.* 2016; 5: 54-62.
- IPPC: Summary for Policymakers. In: *Climate Change 2013: The Physical Science Basis. Contribute of Working Group I to Fifth Assessment Report of the Intergovernmental Panel on Climate Change* [Stocker T.F., Qin D., Plattner G.K., Tignor M., Allen S.K., Boschung J., Nauels A., Xia Y., Bex V., and Midgley P.M (eds.)]. Cambridge University Press, Cambridge, United Kingdom and New York, NY, USA, 2013.
- Verandani S, Vardhan D. Study of groundwater quality of Ulhasnagar city in Thane district, Maharashtra, India using multivariate and microbial analysis. *Res J Chem Environ.* 2012; 16: 58-64.
- Singh P, Saharan JP. Element Analysis of Satluj River Water Using EDXRF. *Nature and Science.* 2010; 8: 24-28.
- Mishra A, Bhatt V. Physicochemical and microbiological Analysis of Under Ground Water in V.V Nagar and Nearby Places of Anand District, Gujrat, India, *Journal of Chemistry.* 2008; 5: 487-492.
- RG Wetzel-Periphyton of freshwater ecosystems. Springer. 1983.
- Shuval H. Institutional Aspects of the Management of Water Quantity and Quality on the Shared Trans boundary Water Resources of the Jordan River Basin. *Proceedings, International Symposium on Water Resources in the Middle East: Policy and Institutional Aspects*, G.E. Stout and R.A. Al-Weshah, eds., University of Illinois at Urbana-Champaign, Urbana, IL, U.S.A., 1993: 24-27.
- Gleick, P.H., ed., *Water in Crisis: A Guide to the World's Fresh Water Resources*, Oxford University Press, NewYork, NY, U.S.A., 1993.
- White GF, DJ Bradley, AU White. *Drawers of Water: Domestic Water Use in East Africa*, University of Chicago Press, Chicago, IL, U.S.A., 1972.
- Krick J R. Influence of water activity on stability of vitamins in dehydrated

- foods. Page 631 in: *Water Activity: Influences on Food Quality*. L. B. Rockland and G. F. Stewart, eds. Academic Press, New York, 1981.
24. Salman M, Salman A, Siobhan Mcinerney-Lankford. *The Human Right to Water*. 2004; 7-8.
25. Zaporozee A. Graphical interpretation of water quality data, *Ground Water*. 1972; 10: 32-43.
26. Nemerow NL, *Industrial Water Pollution: Origins, Characteristics and Treatment*, Addison-Wesley, Reading, Massachusetts. 1978; 738.
27. Ghoreishi SM, Haghighi R. Chemical catalytic reaction and biological oxidation for treatment of non-biodegradable textile effluent. *Chemical Engineering Journal*. 2003; 95: 163-169.
28. Synder JD, MH Merson. The Magnitude of the Global Problem of Acute Diarrhoeal Disease: A Review of Active Surveillance Data. *Bulletin of the World Meteorological Organization*. 1982; 60: 605-613.
29. Warner DB. *Water Needs and Demands: Trends and Opportunities from Domestic Water Supply, Sanitation and Health Perspective*. workshop on scenarios and Water Futures. Stockholm Environment Institute, Boston, MA, U.S.A., 1995; 28-30.
30. (WHO, 1993). The World Health Organization.
31. NAFIS A, DERYCK O, LODRICK. Indus River, Asia; physical features. Article from the *Encyclopedia Britannica*. <http://www.britannica.com/286872/Indusriver>, 2007 & 2009.
32. Karrar and Iqbal AM. *Report on Gilgit City*. NED University of Engineering and Technology, Karachi. 2011.
33. COGLEY JG. A more complete version of the world glacier inventory. *Annals of Glaciology*. 2009; 50: 32-38.
34. RASUL G, MAHMOOD AS, KHAN A. vulnerability of the Indus Delta to climate change in Pakistan. *Pakistan Journal of Meteorology*. 2012; 8: 89.
35. Moses BS. *Introduction to Tropical Fisheries*, Ibadan University Press, UNESCO/ICSU, Part, 1983; 102-105.
36. Davenport Y. Responses of the *Blennius Pholis* to fluctuating salinities, *Marine Ecology Progress Series*. 1993; 1: 101-107.
37. Kiran BR. Physio-chemical characteristics of fish ponds of Bhadra project at Karnataka, *RASAYAN Journal of chemistry*. 2010; 3: 671-676.
38. Ajit M Kalwale, Padmakar A Savale. Determination of Physico-Chemical parameters of Deolibhorus Dam water, *advances in applied sciences research*. 2012; 3: 273-279.
39. Priyanka Trivedi, Amita Bajpai, Sukarma Thareja. *Nature and sciences*. 2009; 1: 91.
40. M B Arian, T G Kazi, M K Jamali, H I Afridi, J A Baig, N Jalbani, A Q Shah, Pak J Anal Environ Chem. 2009; 9: 101.
41. American Public Health Association, *Standard Methods of Examination of water and water waste*, 18th Ed, (Eds. Greenberg, Clesceri and Eaton), USA. 2340, 1992.
42. APHA, *Standard methods for the examination of water and waste water*, 20th Ed. Washington DC. 1998.
43. OD Ansa-Asare, KA Asante. *West Afr. J Appl Ecol*. 2000; 1: 23.
44. Qureshmatva Umerfaruq M, Solanki HA. Physicochemical parameters of water in BiBilake, Ahmadabad, Gujrat, India. *J Pollut Efft Cont*. 2015; 3: 2.
45. Ahluwalia AA. *Limnological study of wetlands under SaraSarovar command area*. Ph.D. Thesis, Gujarat University, Ahmedabad. 1999.
46. Jindal R, Sharma C. Studies on water quality of Sutlej River around Ludhiana with reference to physicochemical parameters. *Environmental Monitoring and Assessment*. 2011; 174: 417-425.
47. Kaur H, Dhillon SS, Bath, Mander G. Analysis of the Elements pollution river Gaggar in the region of Punjab. *Journal of Environment and pollution*. 1996; 32: 65-68.
48. Gupta N, Pandey P, Hussain J. Effect of physicochemical and biological parameters on the quality of river water of Narmada, Madhya Pradesh, India. *Water Science*. 2017; 31: 11-23.
49. Yisa J, Jimoh T. Analytical studies on water quality Index of River Landzu. *AM J Appl Sci*. 2010; 7: 453-458.